


General Autoclave Guidance



DO NOT allow biohazard waste to accumulate.


It is good practice to have clearly defined areas for autoclaved and non-autoclaved wastes within the autoclave room.

NEVER operate autoclaves unless trained and authorised to do so.

ALWAYS refer to the COSHH and Risk Assessments before autoclaving an item.


NEVER autoclave flammable or toxic materials.

ALWAYS wear a lab coat, goggles and heat resistant gloves. Keep sleeves tucked into the gloves to stop steam going up them.



Label all wastes clearly.

To check the autoclave is working, apply a piece of 'autoclave tape' to some items. Black lines will appear if everything is ok (see below).



Autoclave Tape

To protect your own back, don't autoclave too much in one go. Make sure you can carry items and lift them into and out of the autoclave easily. If you are struggling, reduce the amount being autoclaved or ask for help.

